

Counting Nature's Treasures

Summary

Date		Total duration	60'
Subject	The subject of this lesson plan is a combination of science and math, with a focus on introducing preschoolers to the concept of numbers through nature-based activities.		
Year Group or Grade Level	4-6 years old		
Main topic	<ul style="list-style-type: none">To introduce preschoolers to the concept of numbers through nature-based activities and to encourage them to explore the properties of natural materials.		
Subtopics or Key concepts	<ul style="list-style-type: none">Introduction to numbersCounting objectsExploring the properties of natural materials	<ul style="list-style-type: none">Sorting and classifying natural materials based on different properties (e.g. color, shape)	





Learning Objectives

- | | |
|--|---|
| <ul style="list-style-type: none">To introduce the concept of numbers to preschoolers in a fun and engaging way.To develop preschoolers' ability to count objects accurately.To encourage preschoolers to explore the properties of natural materials. | <ul style="list-style-type: none">To introduce preschoolers to basic science concepts such as sorting and classifying natural materials based on different properties.To develop preschoolers' creativity and through nature-based art activities. |
|--|---|

Material needed


- | | |
|--|---|
| <ul style="list-style-type: none">Outdoor space with access to natural materials (e.g. leaves, rocks, sticks, flowers, etc.)Large sheet of paper or cardboard | <ul style="list-style-type: none">Marker or crayonSmall containers or basketsNumber cards or foam numbers |
|--|---|

Lesson Outline

	Duration	Guide	Remarks
	10 minutes	Begin by introducing the concept of numbers to the preschoolers. Show them number cards or foam numbers and ask them if they can identify any numbers they recognize.	
warm-up	10 minutes	Take the preschoolers outside to a designated area with access to natural materials. Provide each child with a small container or basket and a marker or crayon.	
	05 minutes	Explain to the preschoolers that they will be going on a nature scavenger hunt to find a certain number of items. Write a number on each child's container or basket (e.g. 5, 10, or 15).	
main activity	05 -10 minutes	Ask the preschoolers to find the number of items that matches the number on their container or basket. For example, if a child has the number "5" on their container, they must find 5 rocks or 5 leaves.	

main activity	05 minutes	Encourage the preschoolers to explore the properties of the natural materials they find, such as the texture, color, and shape.	Ask them questions about what they find, such as "What do you notice about this leaf?" or "How does this rock feel in your hand?"
	05 minutes	Once the preschoolers have collected the required number of items, have them count and sort their treasures on a large sheet of paper or cardboard.	Ask them to identify the number they found and write it down next to their collection.

Assessment exercise

assessment	10-15 minutes	Observe the preschoolers as they are searching for and counting their nature treasures.	Ask them questions about what they find and how they are counting. This will help you assess their understanding of numbers and their ability to identify and count objects.
extension	10-15 minutes	If time allows, you can also encourage the preschoolers to create patterns or designs using their natural materials.	

Conclusions and recommendations

This nature-based numbers activity combined with science for preschoolers is a fun and engaging way to introduce the concept of numbers, encourage exploration of natural materials, and promote creativity and expression through art.

Teachers may consider integrating this activity into a larger nature-based curriculum or theme, such as a unit on seasons, plants, or animals. They may also want to provide opportunities for children to share and discuss their findings, observations, and creations with their peers or families.